



Fire Ed 1 (Stage 1)


Student Workbook











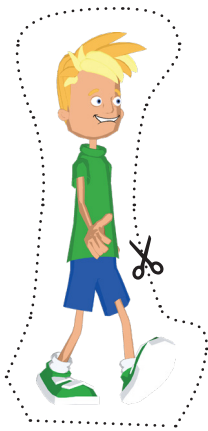
LESSON ONE

HOME FIRE ESCAPE PLAN GAME - HOUSE

1. Cut out pictures
2. Find a partner
3. Place one character and one fire in the house
4. Use character to escape the house in two different ways



HOME FIRE ESCAPE PLAN GAME - CHARACTERS AND FIRE



SMOKE ALARMS SAVE LIVES



MY FIRE ESCAPE PLAN

On the next page, draw a map of your house. As you draw it, make sure to include the following:

☐

Find two ways out of each room

☐

Put your plan up in your house for everyone to see, like on your fridge

☐

Show all doors and windows

☐

Practice your Home Fire Escape Plan with your household

☐

Draw 2 floor plans if your house is two stories

☐

Label each room

☐


Draw a '○' where there is a smoke alarm

☐

Show your Safe Meeting Place with a large circle and label

☐

Talk about your plan with everyone in your home

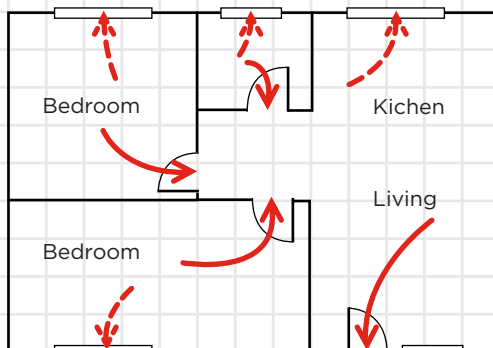




HOME FIRE ESCAPE PLAN

ESCAPE PLAN

Draw a floor plan of your home, including two ways of escape from each room. Plan an escape route and ensure everyone knows how to get out. **Make sure you practice your escape plan.**



KEY

- First escape route
- - - Second escape route

EXAMPLE



**GET OUT, STAY OUT AND
CALL TRIPLE ZERO (000)**

Calls are free and can be made from mobile phones, home or work phones or pay phones.

For more information on home fire safety visit:

fire.nsw.gov.au
rfs.nsw.gov.au

LESSON TWO

EMERGENCY BINGO GAME - CARDS




The boy has been bitten by
snake.



Someone is stealing a TV
from the neighbour's house.



The man has collapsed and
we can't wake him up.




The car has hit a telephone
pole and the driver is badly
injured.




A log has rolled out of the
campfire and the fire is spreading
through the bushland.



Adam is allergic to peanuts.
He accidentally ate a peanut
and now he can't breathe.



The neighbour's house is on
fire and there is smoke
coming out the window.




The girl has been knocked
off her bike by a car and she
can't move.

EMERGENCY BINGO GAME - CARDS



The child has been offered a lift by a stranger.



The candle has set the curtain on fire and we can't put it out.



Dad has very bad pains in his chest and he can't breathe.




The child has accidentally drunk a bottle of poison.




There is a fire in the kitchen and we can't put it out.



The girl has spilled a pot of boiling water on herself.



The boy has fallen out of the tree and he can't move.



A small child who cannot swim fell into the pool. Now he is lying next to the pool and isn't breathing.

EMERGENCY BINGO GAME - BOARD

**STICK
YOUR
BINGO
CARD
HERE!**


**STICK
YOUR
BINGO
CARD
HERE!**

**STICK
YOUR
BINGO
CARD
HERE!**

**STICK
YOUR
BINGO
CARD
HERE!**


**STICK
YOUR
BINGO
CARD
HERE!**

**STICK
YOUR
BINGO
CARD
HERE!**



MY PHONE NUMBER AND ADDRESS WORKSHEET

MY PHONE NUMBER AND ADDRESS



**PHONE
NUMBER**


STREET NUMBER



STREET NAME

**TOWN OR
SUBURB**

STATE



REPORTING AN EMERGENCY TO TRIPLE ZERO (000)

In pairs, take turns at being the 'Caller' and the 'Operator'. Report the emergency on your Fire Scenario Card to Triple Zero (000).



[Press 000, then the green call button]



Emergency. Police, Fire, or Ambulance?



Fire.



What suburb and state is the emergency in?



[Say your suburb and state]



Connecting Fire.



Fire and Rescue. What is your emergency?



[Describe what is on your card]



What is your name?



[Say your name]



What is your exact address?



[Say your exact address]



What is your phone number?



[Say your phone number]



Stay at your safe meeting place and wait for firefighters to arrive.




Ok, I will.


FIRE SCENARIO CARDS



There is a fire in the kitchen
and we can't put it out.



The candle has set the
curtain on fire and we can't
put it out.



The neighbour's house is on
fire and there is smoke
coming out the window.




A log has rolled out of the
campfire and the fire is spreading
through the bushland.

TRIPLE ZERO HATS


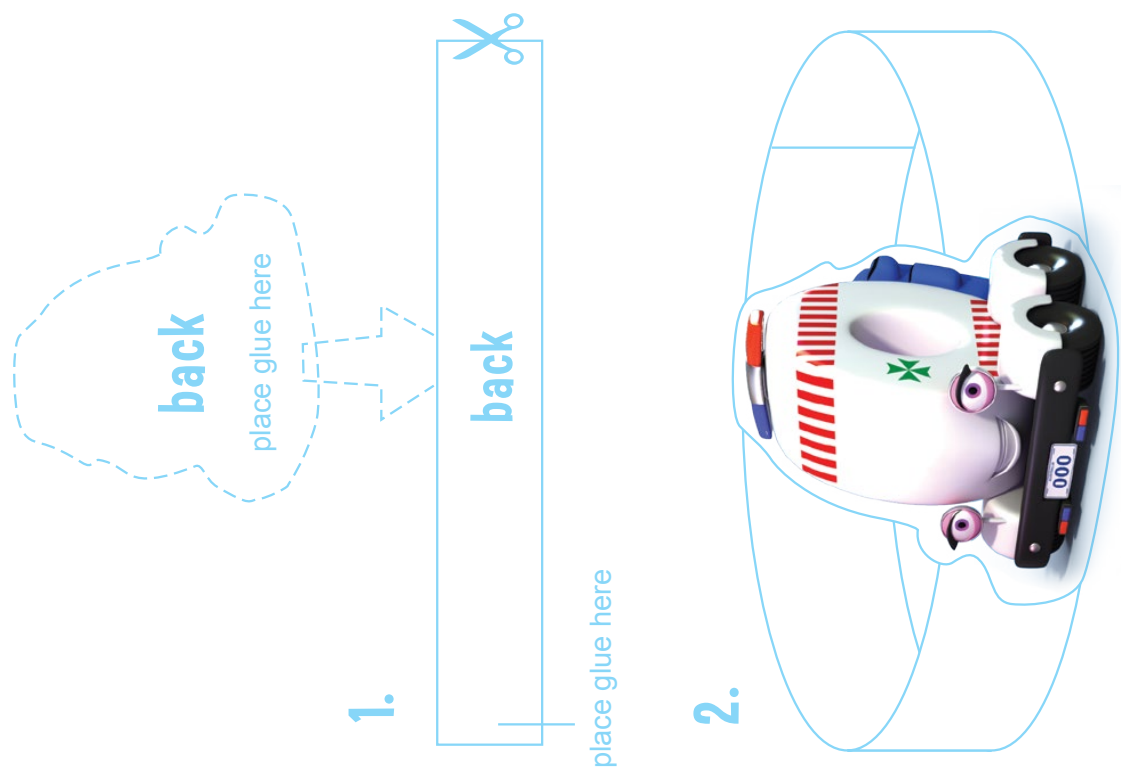


AMBULANCE



POLICE

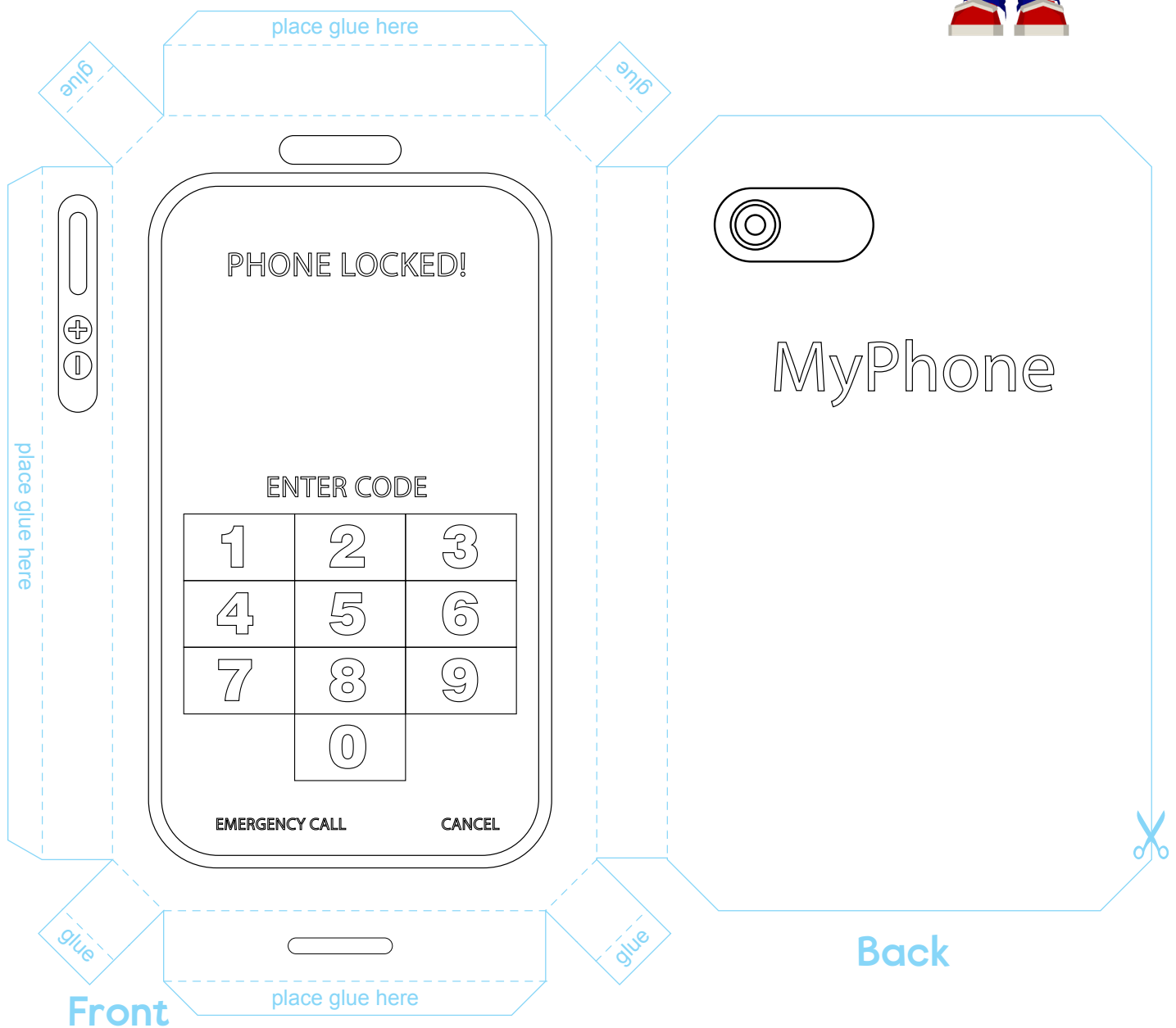
TRIPLE ZERO HATS



DIALING TRIPLE ZERO (000)


Did you know that you can call Triple Zero (000) when a phone is locked. Look for the word 'emergency' or 'emergency call' on the screen. By pressing the emergency button, you can call Triple Zero (000).

1. Colour in the phone and phone cover.
2. Glue to a piece of thin board.
3. When the glue is dry, cut out the phone.
4. Fold the board along the dotted lines.
5. Carefully place glue on the tabs, as shown.
6. Fold the back so it is secured to the glue tabs.
7. Leave it to dry.



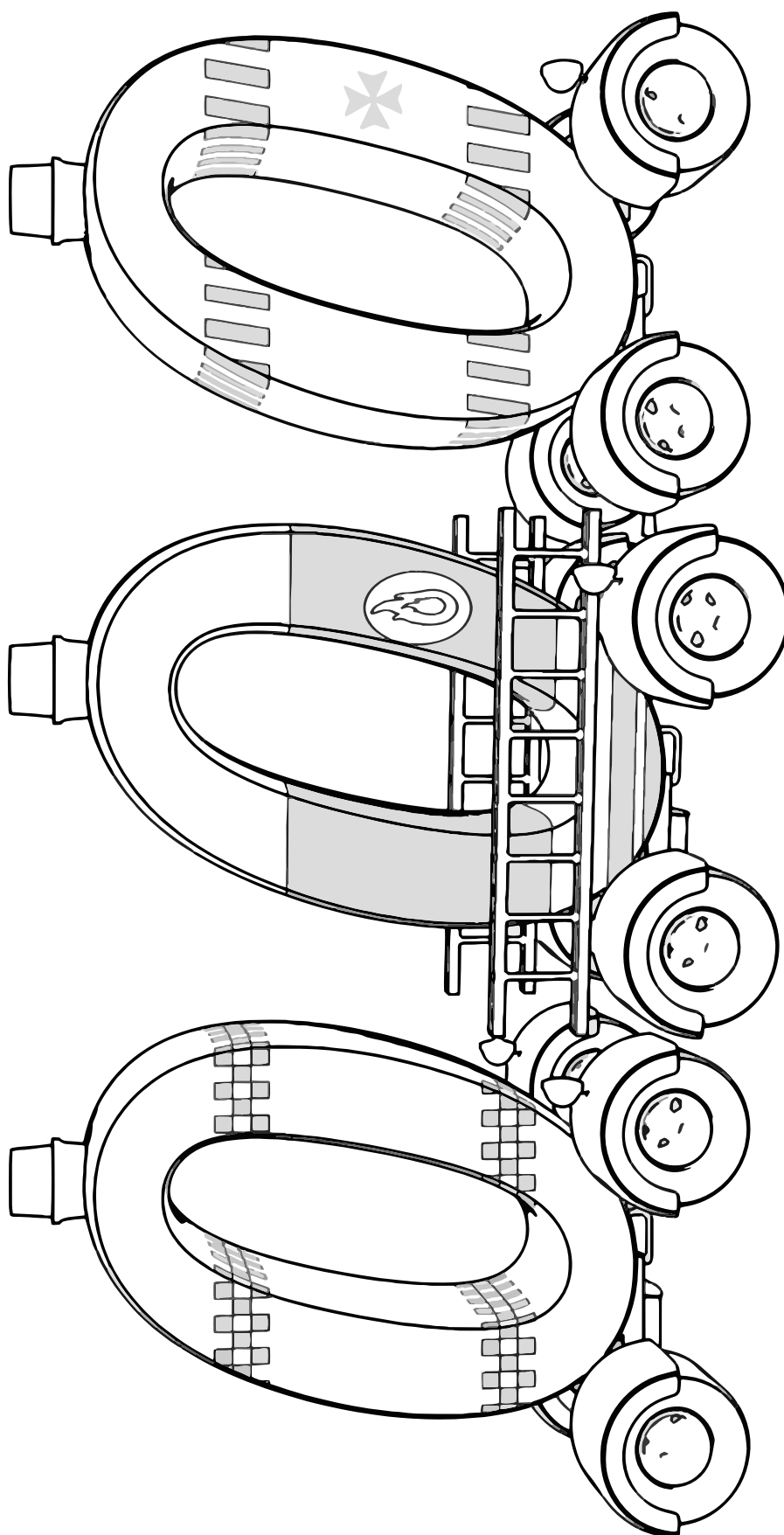
MY FIRE STORY

Write a story or draw a comic for the Firefighters that work near your school. What would the Firefighters like to know about a time you saw a fire, a fire truck, or a Firefighter?



DIALLING TRIPLE ZERO (000)

Colouring-in worksheet.

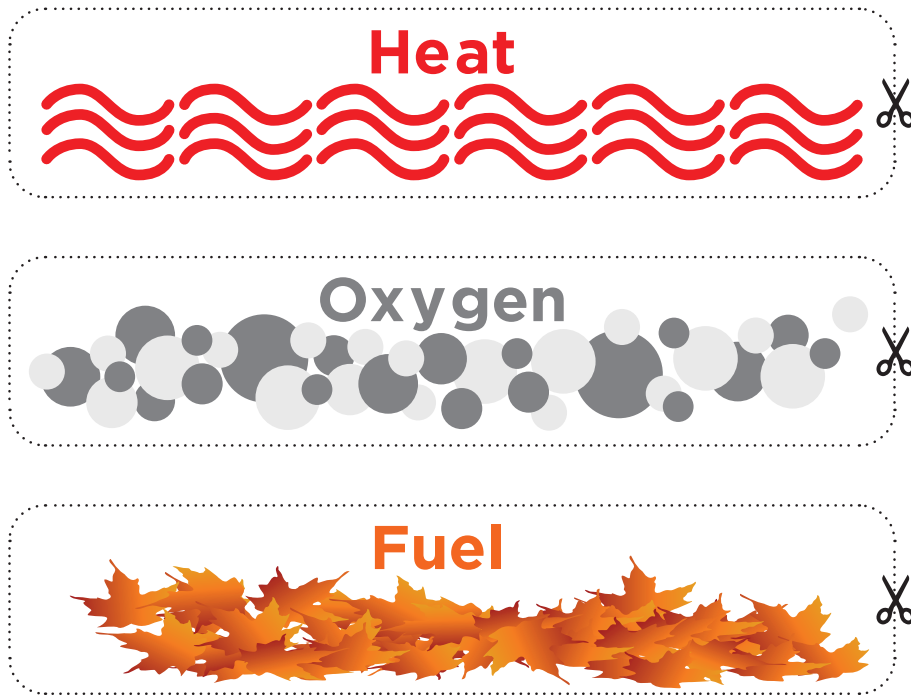


www.triplezero.gov.au


LESSON THREE

FIRE TRIANGLE

Cut out the three parts of the Fire Triangle, then on the next page position them so that they create a fire.



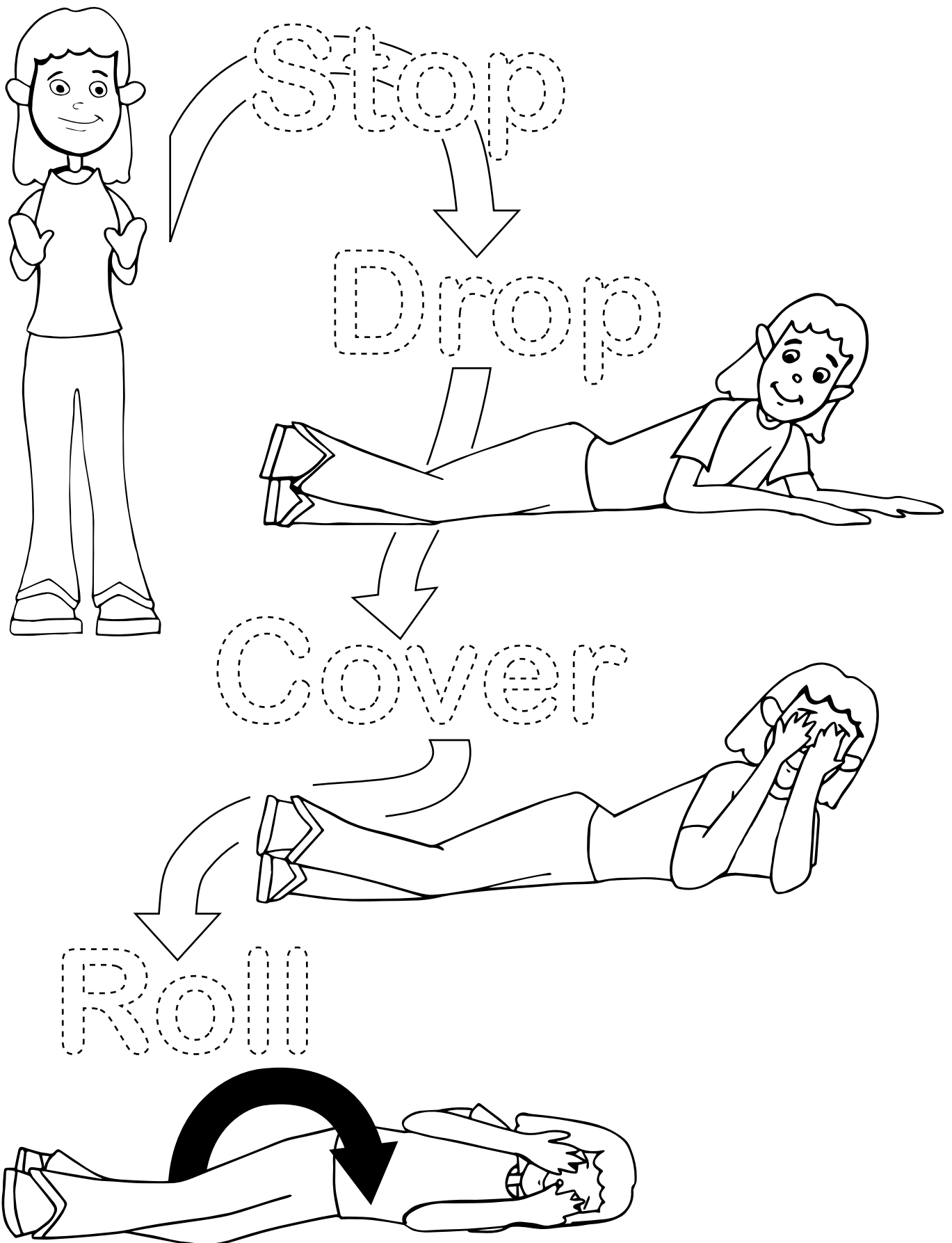
Cut out the three ways to extinguish a fire, then on the next page position them so that they extinguish the fire.



FIRE TRIANGLE WORKSHEET



STOP, DROP, COVER, AND ROLL COLOURING-IN WORKSHEET



IDENTIFY HAZARDS AND MAKE THEM SAFE

Write or draw the fire hazards you can find at home or school. For every hazard, write or draw a way to make it safe.

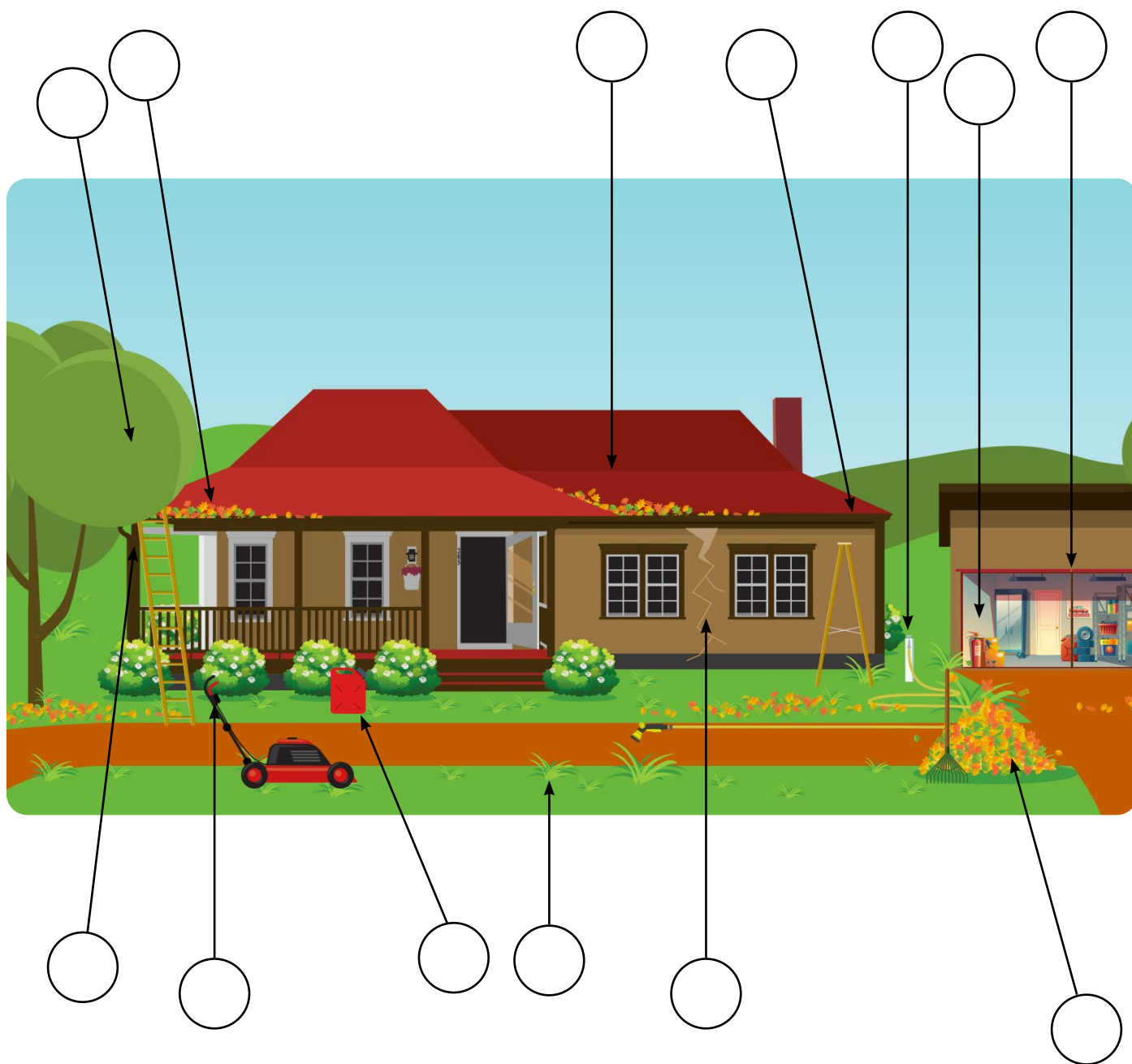
FIRE HAZARD	MAKE IT SAFE



LESSON FOUR

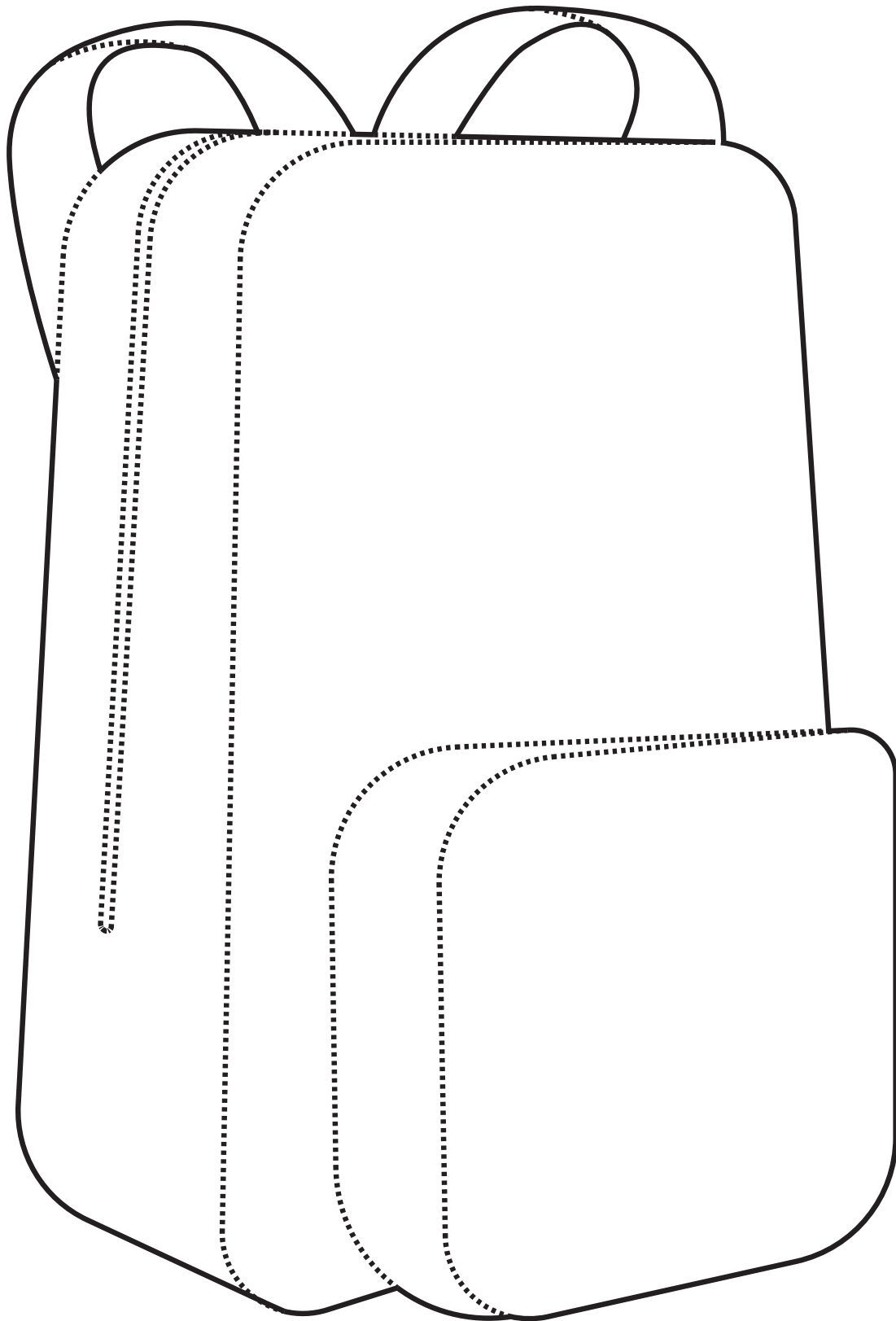
PREPARING YOUR HOUSE FOR BUSHFIRE

Cross the fire hazards and tick the things that make this house safe.



GRAB A BAG

Draw the five items you would pack if you had to leave home due to a bushfire.



DRESS FIREFIGHTER DEB







ASK A FIREFIGHTER

The three questions I want to ask a firefighter are:

1.

2.

3.



MY FIRE SAFETY HOMEWORK

Caregivers, please help your child to complete this homework activity.

I had my caregivers set off the smoke alarm.

Our smoke alarm sounded like:

I learned two ways to escape my house from my bedroom. They are:

1.

2.

I practiced 'Get down low and go, go, go' to my safe meeting place, which is:

NOW I AM SAFER FROM FIRE!

Name: _____